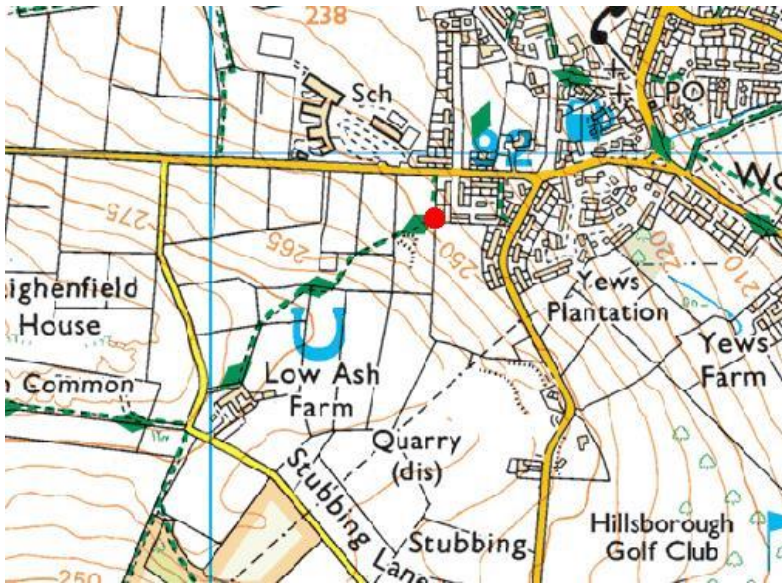


Location 1



Photo



Description of existing structure - Narrow squeeze stile

Work agreed with landowner

Install pedestrian gate at foot of steps opening out onto lower footpath. Landowner is James Melvyn Shepherd 07891175987

Suggested approach to work

PROW Rangers to design and fit bespoke gate

Location 2



Photo



Description of existing structure - Wobbly stone stile

Work agreed with landowner

Mortar up stone stile and add timber hand post. Add yellow footpath arrow to either side of the new hand post. Landowner is James Melvyn Shepherd 07891175987

Suggested approach to work

RA Volunteers to complete. 110mm x 2400mm round post to be installed 750-900mm deep. Install on lower side of stile (far side in photo)

Location 3



Photo



Description of existing structure - Pedestrian gate and squeeze gap with timber post in front of gate

Work agreed with landowner

Move timber post out into the field slightly so that gate opens more fully. Landowners John and Patricia Webster, Low Ash Farm, Stubbing Lane, Sheffield, S35 0AP

Suggested approach to work

RA Volunteers to complete. Probably only needs moving 100-150mm

Location 4



Photo



Description of existing structure - Wobbly stone stile

Work agreed with landowner

Install two posts, one each side of the wall. Join them with a short rail. Ensure squeeze gap between the existing post and the new post on that side of the wall is small enough to keep livestock in. The new post to make squeeze stile should be 1ft-2ft taller than existing post. The rail will be angled across the top of the wall, as the two new posts will have to be offset.

Move the large top stone up to the gate post, to make that section higher and make the stile lower - may involve moving a few stones around. Also level up bottom step (right hand photo).

Two 110mm x 240mm round posts, install 750mm-900mm deep

One handrail, length 1500mm

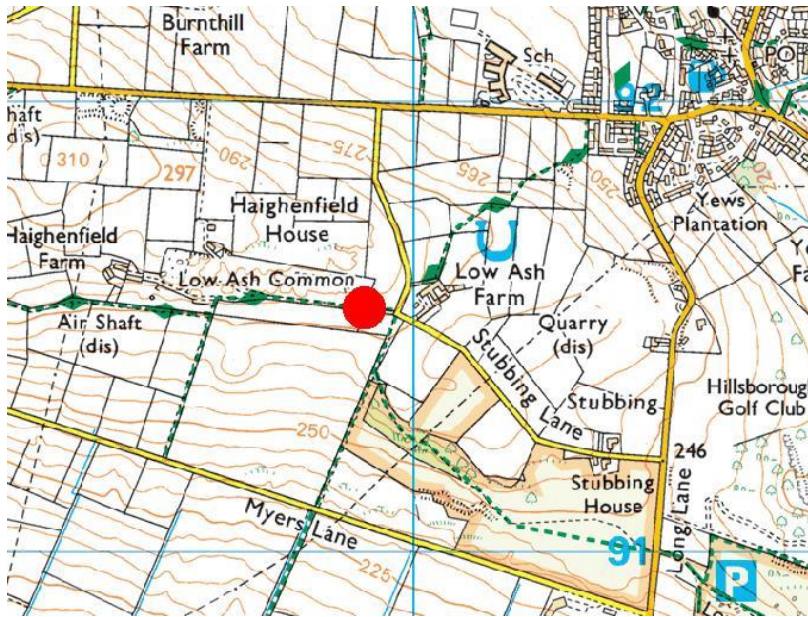
100mm and 125mm galvanised steel nails

Landowners John and Patricia Webster, Low Ash Farm, Stubbing Lane, Sheffield, S35 0AP

Suggested approach to work

RA Volunteers to complete

Location 5



Photo



Description of existing structure - Cattle grid

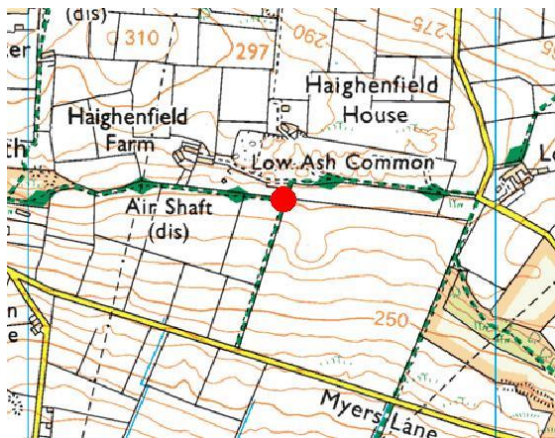
Work agreed with landowner

Install small KG tight up to wall corner in right hand side of photo. Block gap with old field gate. Landowner Jean Bond, Haighenfield Farm, jean.bond43@btinternet.com, 07885522257

Suggested approach to work

External contractor to complete

Location 6



Photo



Description of existing structure - Stone steps, stone stile with timber squeeze stile on top (note – the left post in left photo has since been shortened)

Work agreed with both owners of jointly owned boundary

Install short timber handrail on right hand side of steps looking uphill (left photo, i.e. the side of the steps closest to the corner of the field) from existing post to a new post at side of steps.

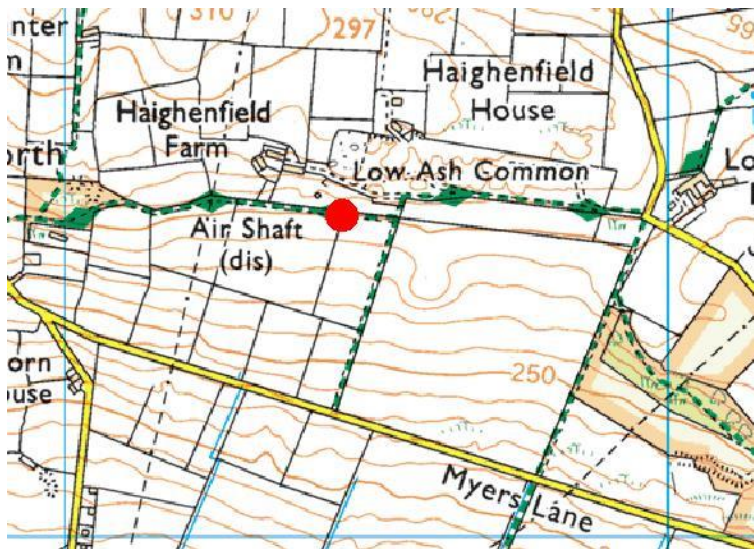
Also try to level up the bottom steps on the downhill side (left photo) and put in a stone under the bar (in gap visible in right photo) to create an interim step before the wooden bar, if a suitable stone can be found nearby and it can be secured in place sufficiently.

One 110mm x 2400mm round post, and 1800mm handrail. Dovetail handrail into existing post somehow. 100mm and 125mm galvanised steel nails
Landowners are Jean Bond, Haighenfield Farm, jean.bond43@btinternet.com, 07885522257 and Trevor White, Trickett Edge Farm, tel 07729550989

Suggested approach to work

RA Volunteers to complete

Location 7



Photo



Description of existing structure - High stone stile

Work agreed with landowner

Install timber handrail on uphill side of stile, tight up against the wall. Re-build stone steps either side of stile. Landowner is Trevor White, Trickett Edge Farm, tel 07729550989

Suggested approach to work

RA Volunteers to install handrail and re-build steps. 2 quantity 110mm x 2100mm round posts and a 2100mm handrail. Install posts to 750mm-900mm deep. 100mm and 125mm galvanised steel rails

Location 8



Photo



Description of existing structure - Stone stile

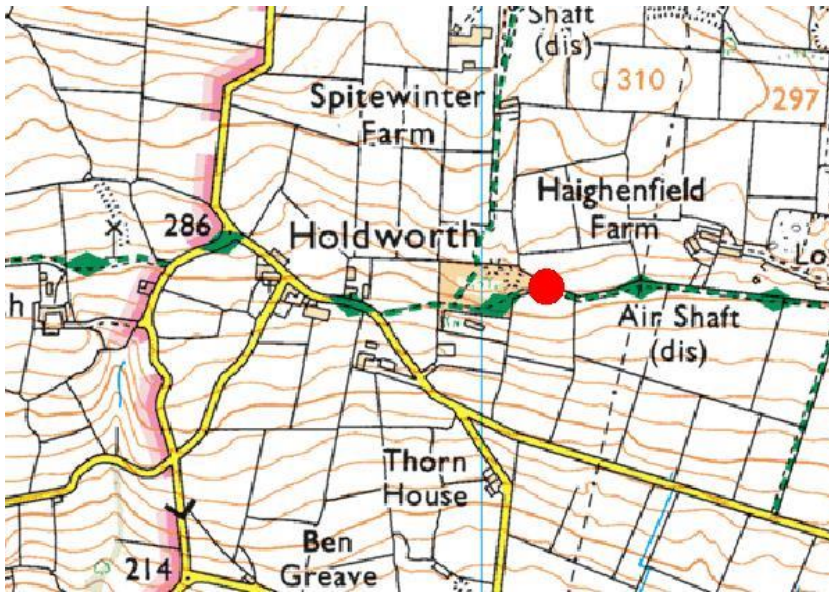
Work agreed with both owners of jointly owned boundary

Install timber handrail on uphill side of stile, tight up against the wall. Turn large stone round 90 degrees to widen stile slightly. Need to pull large stone back by removing smaller stones. 2 quantity 100mm x 2100mm round posts and a 2100mm handrail. Install posts to 750mm-900mm deep. 100mm and 125mm galvanised steel nails. Landowners are Trevor White, Trickett Edge Farm, tel 07729550989, and David Marshall, Green End Farm, tel 07538 232050, greenendfarm@yahoo.com

Suggested approach to work

RA Volunteers to install handrail and amend top step

Location 9



Photo



Description of existing structure - Barbed wire fence obstruction (squeeze stile a few metres away)

Work agreed with landowner

Install kissing gate in fence line tight up to large corner straining post. Landowner is David Marshall, Green End Farm, tel 07538 232050, greenendfarm@yahoo.com

Suggested approach to work

External contractor to install kissing gate

Location 10



Photo



Description of existing structure – Wobbly step in stone stile

Work agreed with owners of jointly owned boundary

Firm up rocks in centre of stile Do by lowering a few inches, by embedding existing stone in the ground, and wedging another stone into the gap also, to make stable and slightly lower. Raise, by a few inches, the step in front of stile as well.

Landowners are Tony Moody, Heather Bank, tel 07810 154 287

tony_moody@hotmail.com and Trevor White, Trickett Edge Farm, tel 07729550989

Suggested approach to work

RA Volunteers to firm up stone in centre of stile

Location 11



Photo



Description of existing structure - Tall stone stile

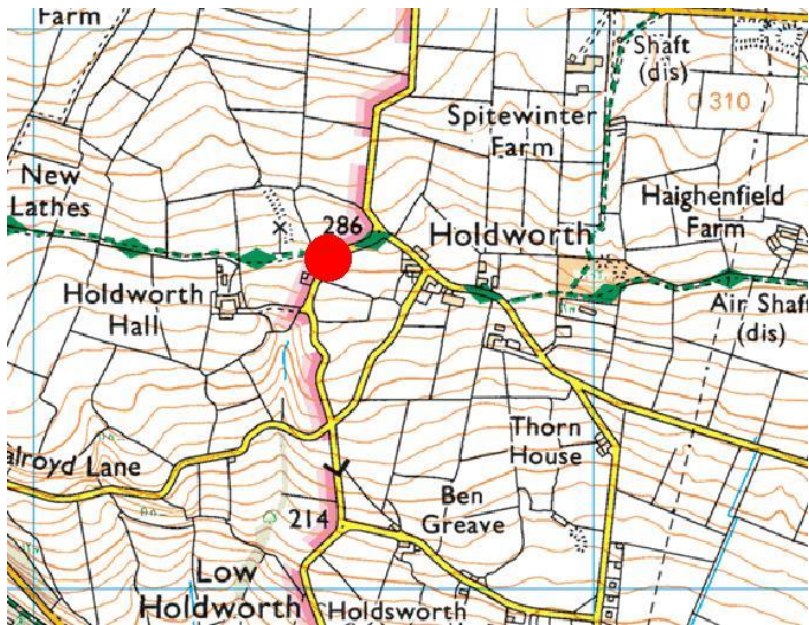
Work agreed with landowner

Level and firm up lowest step on road side of stile. Replace post with tall round hand post and re-attach footpath plaque. Landowner is Trevor White, Trickett Edge Farm, tel 07729550989

Suggested approach to work

PROW Rangers to re-set bottom step and install hand/finger post

Location 12



Photo



Description of existing structure - Awkward stone stile and field gate

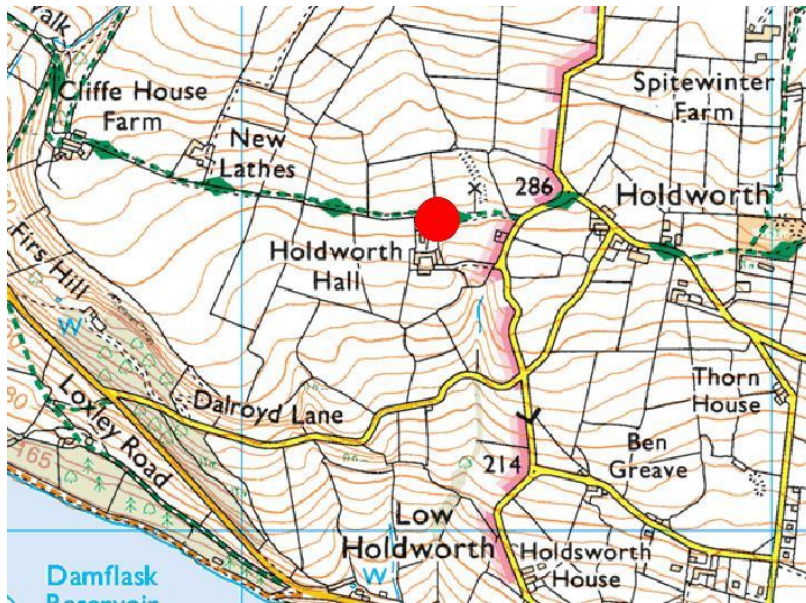
Work agreed with landowner

Raise lower step of stile using concrete, but not so high that field gate can't be opened. Landowner is Mrs Westhead, Ashley Cottage, Holdworth, S6 6LH, tel 0114 285 1285

Suggested approach to work

PROW Rangers to amend step

Location 13



Photo



Description of existing structure - Open field gate and blocked stone stile

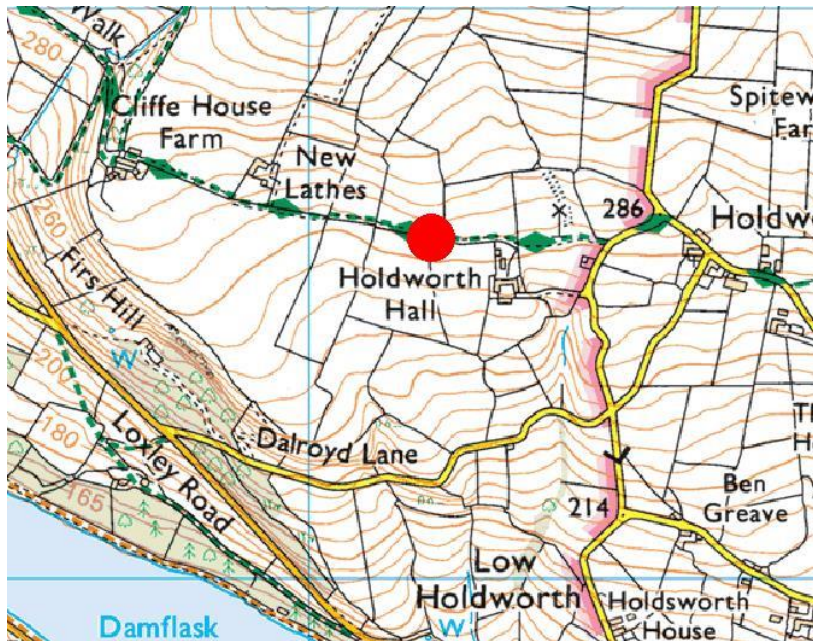
Work agreed with landowner

Replace field gate with 2 in 1 gate. Landowner is Mrs Westhead, Ashley Cottage, Holdworth, S6 6LH, tel 0114 285 1285

Suggested approach to work

PROW Rangers to install 2 in 1 gate

Location 14



Photo



Description of existing structure - Blocked gateway and stile

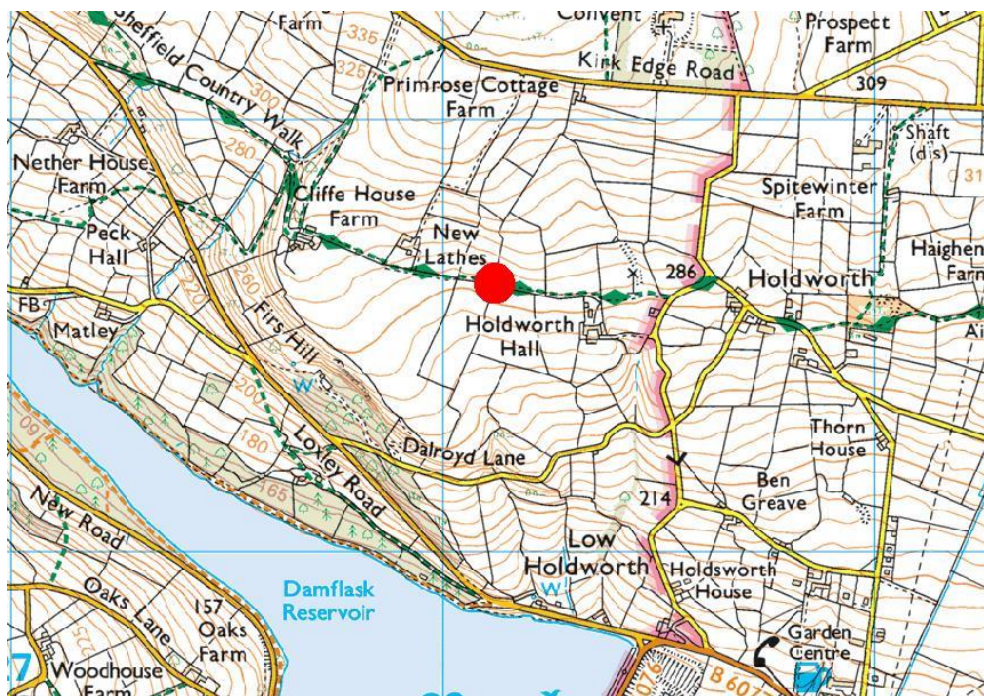
Work agreed with landowner

Install 2 in 1 gate in existing gateway. Landowner is Mrs Westhead, Ashley Cottage, Holdworth, S6 6LH, tel 0114 285 1285

Suggested approach to work

PROW Rangers to install 2 in 1 gate

Location 15



Photo



Description of existing structure - Stone stile and open gateway

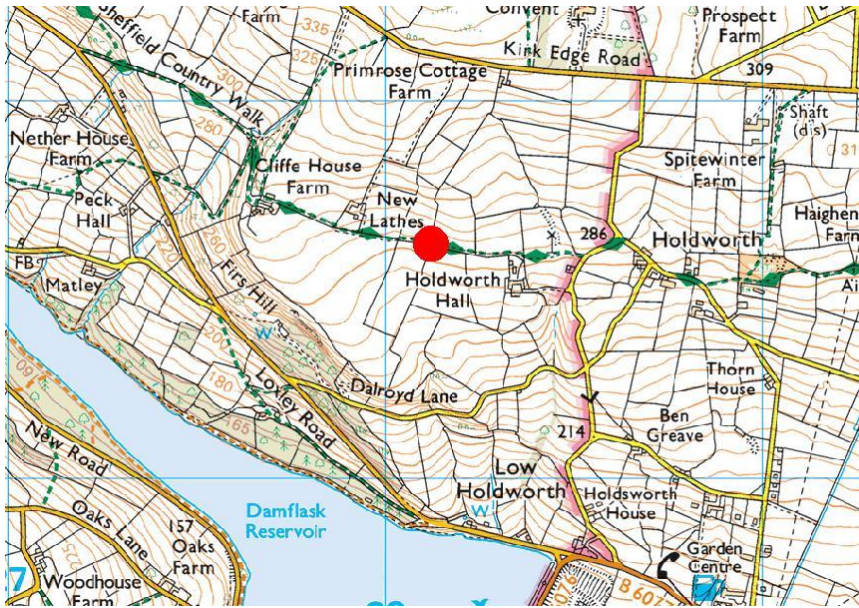
Work agreed with landowner

Replace barbed wire strand alongside stile with timber handrail. Landowner is Mrs Westhead, Ashley Cottage, Holdworth, S6 6LH, tel 0114 285 1285

Suggested approach to work

RA Volunteers to install hand rail. 1500mm handrail, 100mm and 125mm galvanised steel rails

Location 16



Photo



Description of existing structure - Poor stile

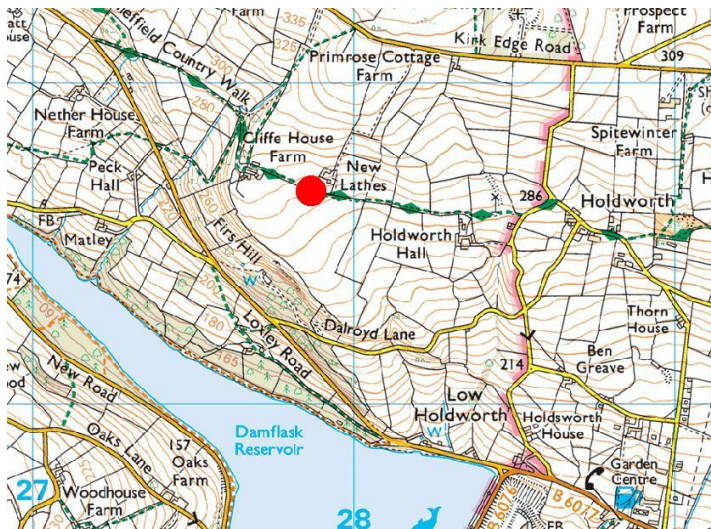
Work agreed with landowner

Install kissing gate in place of stile. Landowner is Hague Farming. Contact Emma Hague, emma.hague@hague.uk.com or tel 0114 283 4970

Suggested approach to work

External contractor to install kissing gate. PDNPA Rangers and volunteers to re-build wall ends

Location 17



Photo



Description of existing structure - Steep, worn, sloping steps

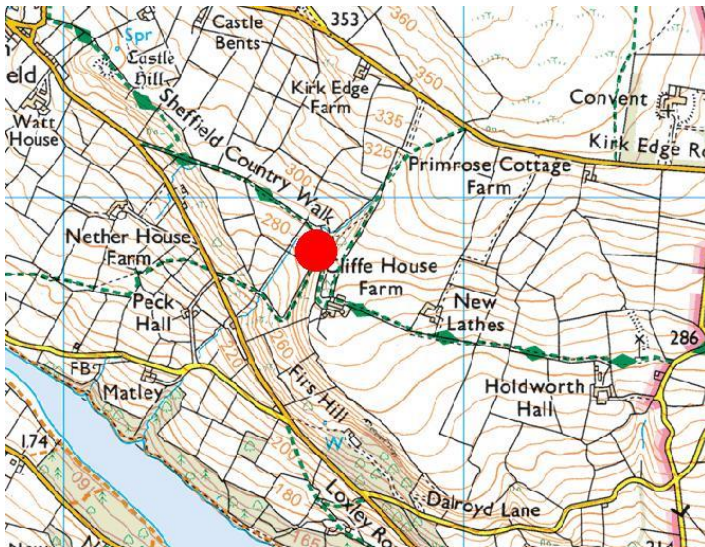
Work agreed with landowner

Re-build bottom two steps, install timber handrail. Landowner is Hague Farming.
Contact Emma Hague, emma.hague@hague.uk.com or tel 0114 283 4970

Suggested approach to work

PDNPA Rangers and volunteers to re-build bottom two steps. PROW Rangers to install handrail

Location 18



Photo



Description of existing structure - Broken stile next to propped open field gate

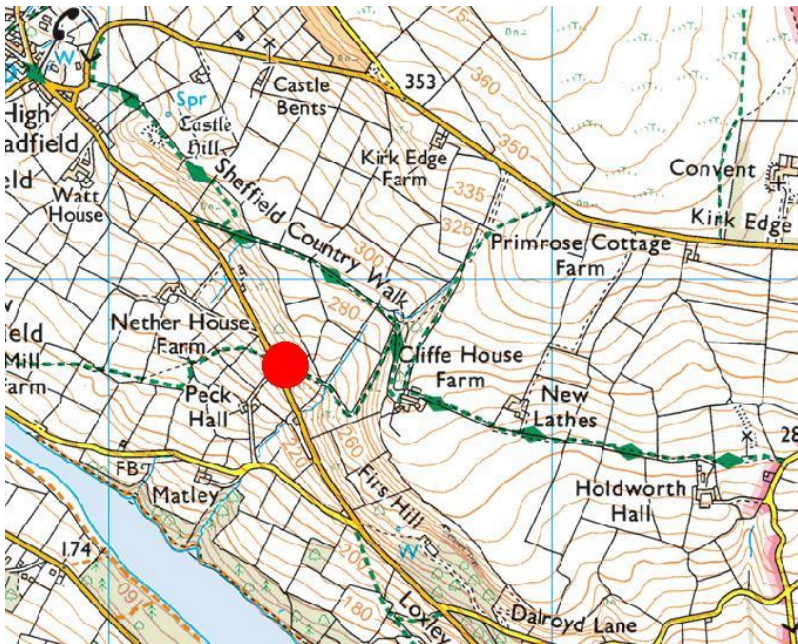
Work agreed with landowner

Replace stile step. Landowner is Gordon Hinchcliffe, 23 Hanson Road, tel 07747746845

Suggested approach to work

RA Volunteers to replace stile step. 1 quantity 225mm x 75mm step 1200mm long. 2 quantity 225mm x 75mm supports each 750mm long. 100mm and 125mm galvanised steel nails

Location 19



Photo



Description of existing structure - Blocked stone stile and field gate

Work agreed with landowner

Install new slam post to gate and proper catch. Landowner is Gordon Hinchcliffe, 23 Hanson Road, tel 07747746845

Suggested approach to work

PROW Rangers to install new slam post and gate catch

Location 20



Photo



Description of existing structure - Ladder stile over wall

Work agreed with landowner

Remove ladder stile and install kissing gate in fence next to stile. Landowners are The Shepherds of Rickett Field Farm and Peck Hall Farm sueshep3@btinternet.com and mfshepherd1960@tiscali.co.uk

Suggested approach to work

External contractor to install kissing gate

Location 21



Photo



Description of existing structure - Stone squeeze stile, difficult to spot from a distance

Work agreed with landowner

Clear undergrowth and install tall timber waymark post. Landowners are The Shepherds of Rickett Field Farm and Peck Hall Farm sueshep3@btinternet.com and mfshepherd1960@tiscali.co.uk

Suggested approach to work

RA Volunteers to install 1 quantity 100mm x 100mm x 2400mm square post with chamfered top and add 2 quantity waymark arrows

Location 22



Photo



Description of existing structure - Ladder stile beginning to rot

Work agreed with landowner

Install kissing gate in place of ladder stile. Landowner is Hague Farming. Contact Emma Hague, emma.hague@hague.uk.com or tel 0114 283 4970

Suggested approach to work

External contractor to install kissing gate, PDNPA Rangers and volunteers to re-build wall ends

Location 23



Photo



Description of existing structure - Wobbly stone stile

Work agreed with landowner

Install kissing gate in place of stile. Landowner is Hague Farming. Contact Emma Hague, emma.hague@hague.uk.com or tel 0114 283 4970

Suggested approach to work

External contractor to install kissing gate, PDNPA Rangers and volunteers to re-build wall end

Location 24



Photo



Description of existing structure - Wobbly timber stile

Work agreed with landowner

Install new timber step over stile. Landowner is Hague Farming. Contact Emma Hague, emma.hague@hague.uk.com or tel 0114 283 4970

Suggested approach to work

PROW Rangers to install new timber step over stile

Location 25



Photo



Description of existing structure - Collapsed stone stile and length of wall

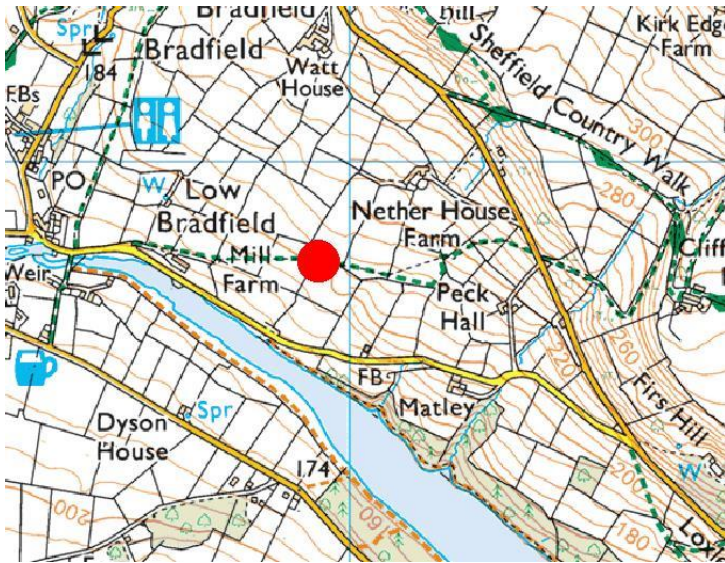
Work agreed with landowner

Clear away redundant length of wall and install timber steps up the slope.
Landowners are The Shepherds of Rickett Field Farm and Peck Hall Farm
sueshep3@btinternet.com and mfshepherd1960@tiscali.co.uk

Suggested approach to work

PROW Rangers to install flight of timber steps

Location 26



Photo



Description of existing structure - Ladder stile beginning to rot

Work agreed with landowner

Install kissing gate in place of stile. Landowners are The Shepherds of Rickett Field Farm and Peck Hall Farm sueshep3@btinternet.com and mfshepherd1960@tiscali.co.uk

Suggested approach to work

External contractor to install kissing gate. PDNPA and volunteers to re-build wall ends

Location 27



Photo



Description of existing structure - Partially blocked stone stile

Work agreed with landowner

Move large stones, install kissing gate in front of stile and retain ancient stile. Landowners are The Shepherds of Rickett Field Farm and Peck Hall Farm sueshep3@btinternet.com and mfshepherd1960@tiscali.co.uk

Suggested approach to work

External contractor to install kissing gate

Location 28



Photo



Description of existing structure - Very tall stone stile

Work agreed with both owners of jointly owned boundary

Install kissing gate in place of stile. Landowners are The Shepherds of Rickett Field Farm and Peck Hall Farm sueshep3@btinternet.com and mfshepherd1960@tiscali.co.uk, and George Hawk, Cross Farm, tel 0114 285 1326

Suggested approach to work

External contractor to install kissing gate. PDNPA and volunteers to re-build wall ends

Location 29



Photo



Description of existing structure – Collapsing drystone wall and low hanging tree bough

Work agreed with landowner

Remove large tree branch, install kissing gate in wall, block up gap below tree with short section of timber fencing. Landowner is George Hawk, Cross Farm, tel 0114 285 1326

Suggested approach to work

External contractor to install kissing gate. PROW Rangers to remove bough and install fence

Location 30



Photo



Description of existing structure - Timber stile beginning to rot

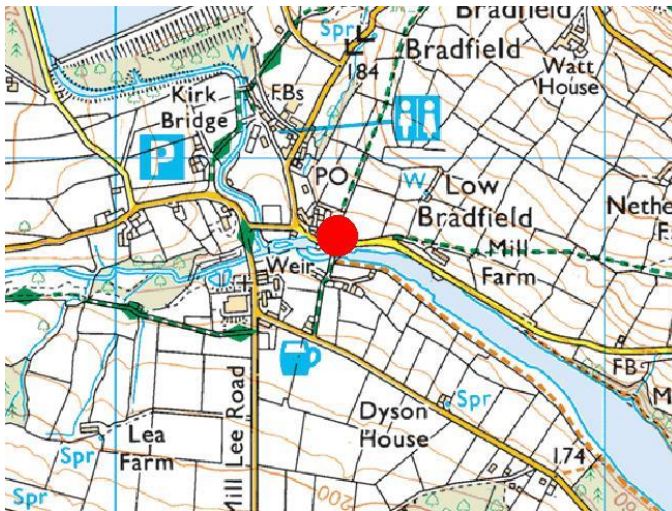
Work agreed with landowner

Install kissing gate in place of stile. Landowner is George Hawk, Cross Farm, tel 0114 285 1326

Suggested approach to work

External contractor to install kissing gate.

Location 31



Photo



Description of existing structure - Narrow squeeze gap

Work agreed with landowner

Install kissing gate in place of squeeze gap. Landowner is Mr Russell, Thorn House, tel 0114 285 1227

Suggested approach to work

External contractor to install kissing gate.

Location 32



Photo



Description of existing structure - Blocked stile

Work agreed with landowner

Install pedestrian gate in place of existing timber structure. Landowner is Mr Russell, Thorn House, tel 0114 285 1227

Suggested approach to work

PROW Rangers to install pedestrian gate

Location 33



Photo



Description of existing structure - Blocked stile

Work agreed with both owners of jointly owned boundary

Install pedestrian gate in place of timber structure and remove stones from gap.
Landowners are Susan Gill, Watt House Farm, and Andrew Charlesworth, Old Wheel Farm, tel 0114 234 5179

Suggested approach to work

PROW Rangers to install pedestrian gate and remove stones

Location 34



Photo



Description of existing structure - Very tall stone stile

Work agreed with landowner

Install two timber handposts linked by a short handrail. Landowner is Susan Gill, Watt House Farm

Suggested approach to work

PROW Rangers to install handrail on road side of stile. RA Volunteers to install handrail on field side of stile